

4 200m Freestyle Women Final

Official


















☰ Qualified

🏊 Summary

1 Final 13 years

Official

heat Started at: 06:21 PM



















Lane	Competitor	Age	Club	RT	FINA	Rank	Result
0	 Erika Orbell	13	 TBS...	+0.62		10	2:22.53 Entry: 2:22.46 + 9.93
	50m: 31.82		100m: 1:07.43 (35.61)				
	150m: 1:45.08 (37.65)		200m: 2:22.53 (37.45)				
1	 Tessa Scott	13	 St P...			5	2:17.19 Entry: 2:20.68 - 3.49
	50m: 32.23		100m: 1:07.27 (35.04)				
	150m: 1:42.90 (35.63)		200m: 2:17.19 (34.29)				
2	 Cleo Sands	13	 Liz v...			7	2:19.04 Entry: 2:20.45 - 1.41
	50m: 31.90		100m: 1:07.03 (35.13)				
	150m: 1:43.59 (36.56)		200m: 2:19.04 (35.45)				
3	 Laila Upton	13	 Capit...	+0.59		4	2:17.05 Entry: 2:19.81 - 2.76
	50m: 33.44		100m: 1:08.63 (35.19)				
	150m: 1:43.72 (35.09)		200m: 2:17.05 (33.33)				
4	 Bella McEn...	13	Taieri ...			1	2:14.32 Entry: 2:17.88 - 3.56
	50m: 30.56		100m: 1:04.60 (34.04)				
	150m: 1:39.92 (35.32)		200m: 2:14.32 (34.40)				
5	 Violet Carter	13	 Ice B...			2	2:14.97 Entry: 2:19.61 - 4.64
	50m: 31.12		100m: 1:05.63 (34.51)				
	150m: 1:41.00 (35.37)		200m: 2:14.97 (33.97)				
6	 Lani Jarrett	13	 St P...			3	2:16.32 Entry: 2:20.08 - 3.76
	50m: 32.42		100m: 1:06.66 (34.24)				
	150m: 1:41.87 (35.21)		200m: 2:16.32 (34.45)				
7	 Mingmae Y...	13	Dann...			6	2:17.57 Entry: 2:20.61 - 3.04
	50m: 30.89		100m: 1:05.91 (35.02)				
	150m: 1:42.37 (36.46)		200m: 2:17.57 (35.20)				
8	 Evie Gilmour	13	Taieri ...			8	2:20.98 Entry: 2:21.96 - 0.98
	50m: 32.10		100m: 1:07.95 (35.85)				
	150m: 1:45.28 (37.33)		200m: 2:20.98 (35.70)				
9	 Pippa Jory	13	 Vikin...			9	2:22.48 Entry: 2:22.80 - 0.32
	50m: 32.35		100m: 1:08.69 (36.34)				
	150m: 1:46.21 (37.52)		200m: 2:22.48 (36.27)				

2 Final 14 years

Official

heat Started at: 06:25 PM

Lane	Competitor	Age	Club	RT	FINA	Rank	Result
------	------------	-----	------	----	------	------	--------

0	 Ashlee Baars	14	 Vikin...	5	2:16.27 Entry: 2:18.26 -1.99
	50m: 31.69		100m: 1:06.41 (34.72)		
	150m: 1:41.57 (35.16)		200m: 2:16.27 (34.70)		
1	 Olivia Wad...	14	Puke...	7	2:17.29 Entry: 2:17.86 -0.57
	50m: 31.27		100m: 1:05.57 (34.30)		
	150m: 1:41.06 (35.49)		200m: 2:17.29 (36.23)		
2	 Abby McBri...	14	 Kiwi ...	4	2:15.13 Entry: 2:17.35 -2.22
	50m: 31.43		100m: 1:05.73 (34.30)		
	150m: 1:40.38 (34.65)		200m: 2:15.13 (34.75)		
3	 Edie Jackson	14	 Evol... +0.59	3	2:14.31 Entry: 2:15.32 -1.01
	50m: 31.29		100m: 1:05.39 (34.10)		
	150m: 1:40.20 (34.81)		200m: 2:14.31 (34.11)		
4	 Frankie Mc...	14	 Oam... +0.50	2	2:12.67 Entry: 2:14.90 -2.23
	50m: 30.79		100m: 1:04.75 (33.96)		
	150m: 1:39.16 (34.41)		200m: 2:12.67 (33.51)		
5	 Meila Gwia...	14	Stratf...	1	2:11.54 Entry: 2:14.93 -3.39
	50m: 30.75		100m: 1:04.26 (33.51)		
	150m: 1:38.13 (33.87)		200m: 2:11.54 (33.41)		
6	 Sophie Martin	14	 Swi...	9	2:18.06 Entry: 2:16.26 +8.20
	50m: 31.69		100m: 1:06.37 (34.68)		
	150m: 1:42.00 (35.63)		200m: 2:18.06 (36.06)		
7	 Bella Sheri...	14	 Tawa...	8	2:17.98 Entry: 2:17.49 +9.51
	50m: 31.02		100m: 1:05.85 (34.83)		
	150m: 1:42.08 (36.23)		200m: 2:17.98 (35.90)		
8	 Jasmine C...	14	 Ashb...	6	2:16.69 Entry: 2:18.11 -1.42
	50m: 30.74		100m: 1:04.35 (33.61)		
	150m: 1:40.88 (36.53)		200m: 2:16.69 (35.81)		
9	 Paige Fran...	14	 Cent...	10	2:19.00 Entry: 2:18.54 +9.54
	50m: 32.83		100m: 1:08.87 (36.04)		
	150m: 1:44.78 (35.91)		200m: 2:19.00 (34.22)		

3 Final 15 years

Official

heat Started at: 06:29 PM

Lane	Competitor	Age	Club	RT	FINA	Rank	Result
0	 Lilly Claridge	15	 Nels...			9	2:19.74 Entry: 2:18.14 +8.40
	50m: 32.73		100m: 1:08.29 (35.56)				
	150m: 1:44.30 (36.01)		200m: 2:19.74 (35.44)				
1	 Scout Carter	15	 Ice B...			5	2:15.93 Entry: 2:17.32 -1.39
	50m: 31.98		100m: 1:06.50 (34.52)				
	150m: 1:41.62 (35.12)		200m: 2:15.93 (34.31)				
2	 Emma Ben...	15	 Ice B...			3	2:13.88 Entry: 2:16.31 -2.43










	50m: 30.54 150m: 1:40.07 (35.42)	100m: 1:04.65 (34.11) 200m: 2:13.88 (33.81)				
3	Heidi Roberts	15	Mata... +0.76	1	2:12.08 Entry: 2:15.40 -3.32	
	50m: 30.92 150m: 1:38.23 (33.89)	100m: 1:04.34 (33.42) 200m: 2:12.08 (33.85)				
4	Tessa Harvey	15	Liz v... +0.45	6	2:16.61 Entry: 2:14.68 +8.07	
	50m: 30.17 150m: 1:40.13 (35.95)	100m: 1:04.18 (34.01) 200m: 2:16.61 (36.48)				
5	Anahera M...	15	Stratf...	2	2:12.46 Entry: 2:15.17 -2.71	
	50m: 29.46 150m: 1:37.54 (35.34)	100m: 1:02.20 (32.74) 200m: 2:12.46 (34.92)				
6	Sascha Bell	15	Bay ... +0.69	4	2:15.16 Entry: 2:15.86 -0.70	
	50m: 30.61 150m: 1:39.32 (34.96)	100m: 1:04.36 (33.75) 200m: 2:15.16 (35.84)				
7	Madeline S...	15	Tasm...	7	2:18.86 Entry: 2:17.17 +8.31	
	50m: 30.40 150m: 1:42.64 (36.77)	100m: 1:05.87 (35.47) 200m: 2:18.86 (36.22)				
8	Annabel Gr...	15	Nels...	10	2:20.27 Entry: 2:17.71 +7.44	
	50m: 31.80 150m: 1:43.70 (36.69)	100m: 1:07.01 (35.21) 200m: 2:20.27 (36.57)				
9	Holly Stanf...	15	Gree...	8	2:19.51 Entry: 2:19.90 -0.39	
	50m: 31.43 150m: 1:43.94 (37.15)	100m: 1:06.79 (35.36) 200m: 2:19.51 (35.57)				

4 Final 16-18 years

Official

heat Started at: 06:34 PM

Lane	Competitor	Age	Club	RT	FINA	Rank	Result
0	Alessandra...	16	Capit...			10	2:19.46 Entry: 2:19.16 +9.70
	50m: 31.35 150m: 1:43.01 (36.64)	100m: 1:06.37 (35.02) 200m: 2:19.46 (36.45)					
1	Samara Ag...	16	Stratf...			9	2:18.21 Entry: 2:17.88 +9.67
	50m: 31.19 150m: 1:43.26 (36.86)	100m: 1:06.40 (35.21) 200m: 2:18.21 (34.95)					
2	Meg Shuker	17	Puke...			3	2:13.61 Entry: 2:17.38 -3.77
	50m: 30.33 150m: 1:39.15 (34.89)	100m: 1:04.26 (33.93) 200m: 2:13.61 (34.46)					
3	Annika Yeld...	17	Nga ... +0.75			2	2:10.45 Entry: 2:13.92 -3.47
	50m: 30.11 150m: 1:36.53 (32.96)	100m: 1:03.57 (33.46) 200m: 2:10.45 (33.92)					
4	Georgina Bell	17	Pirat... +0.58			1	2:08.12 Entry: 2:10.39 -2.27
	50m: 29.54 150m: 1:36.19 (33.57)	100m: 1:02.62 (33.08) 200m: 2:08.12 (31.93)					

5	 Mia Booth	17	 Tawa...	4	2:14.43 Entry: 2:13.44 +9.01
	50m: 29.62 150m: 1:38.86 (35.87)		100m: 1:02.99 (33.37) 200m: 2:14.43 (35.57)		
6	 Amalia Cab...	17	Swim...	7	2:17.01 Entry: 2:15.78 +8.77
	50m: 31.24 150m: 1:41.87 (36.03)		100m: 1:05.84 (34.60) 200m: 2:17.01 (35.14)		
7	 Samantha ...	16	 St P...	5	2:14.97 Entry: 2:17.47 -2.50
	50m: 31.78 150m: 1:40.69 (34.99)		100m: 1:05.70 (33.92) 200m: 2:14.97 (34.28)		
8	 Sophie Bry...	17	 Cent...	6	2:16.86 Entry: 2:18.65 -1.79
	50m: 31.32 150m: 1:42.04 (35.96)		100m: 1:06.08 (34.76) 200m: 2:16.86 (34.82)		
9	 Addison Vo...	16	 Jasi ...	8	2:17.39 Entry: 2:19.22 -1.83
	50m: 31.33 150m: 1:42.10 (35.99)		100m: 1:06.11 (34.78) 200m: 2:17.39 (35.29)		